

Track

- SUP2**
- TRACK**
- 3
- 4
- 5

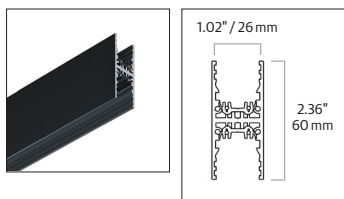
1	FIXTURE	SUP2 SUPERSYSTEM II
2	TRACK	TRACK
3	PROFILE	H H Pendant U U Pendant USF Recessed – Flanged ¹ UTL Recessed – Trimless ¹
4	LENGTH	2M 2 Meters 3M 3 Meters 4M 4 Meters
5	COLOR	BK Black SR Silver ² WH White

- 1 Not available in 3M 3 Meters length.
- 2 Silver not available for U Recessed Track

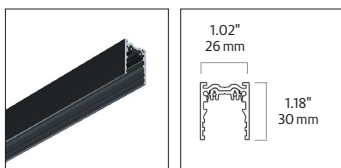
ACCESSORIES

60210850 Angle jaw set (mounting accessory) for suspending U Recessed Track

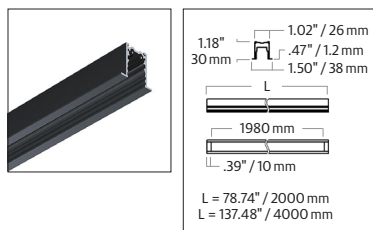
H Pendant



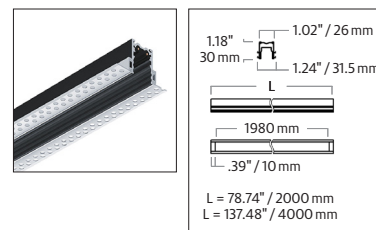
U Pendant



Recessed – Flanged



Recessed – Trimless

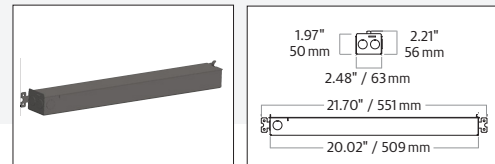


Drivers

- SSII**
- RM**
- 48V**
- U**

1	FIXTURE	SSII SUPERSYSTEM II
2	MOUNT	RM Remote Mount
3	VOLT	48V 48 Volts ¹
4	DRIVER	U 0-10V Dim

- 1 Driver is a 100 watt driver, max suggested load is 96 W, to determine total number of drivers needed for application, total the wattage of fixtures/heads and divide by 96, this will give you total drivers required. Max distance to driver is 96 feet.



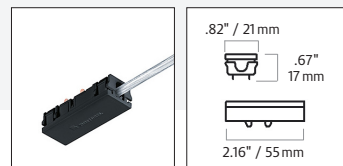
Feed In Cable: H and U Pendant/Surface Track

- SUP2**
- ELEC FEED-IN**
- CONV48V**
- 4

1	FIXTURE	SUP2 SUPERSYSTEM II
2	DESCRIPTION	ELEC FEED-IN ¹
3	PROFILE	CONV48V
4	COLOR	BK Black WH White

- 1 Note on H-profile: one must be ordered for each of the upper and lower sections

CONV48V

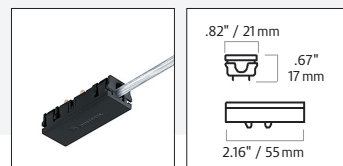


Feed In Cable: U Recessed Track

- SUP2UR**
- ELEC FEED-IN**
- CONV48V**
- 4
- 5

1	FIXTURE	SUP2UR SUPERSYSTEM II U Recessed Track
2	TRACK	ELEC FEED-IN
3	PROFILE	CONV48V
4	COLOR	BK Black WH White
5	LENGTH	3M 3 Meters 10M 10 Meters

CONV48V



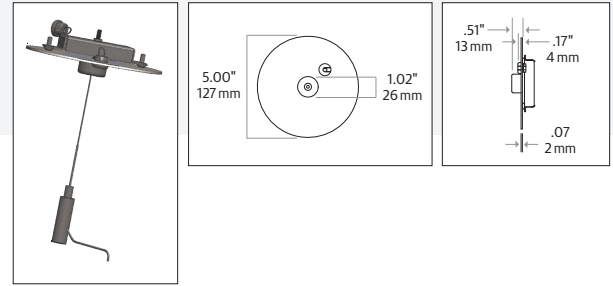


Feed Canopy Kit: H or U Pendant Track

SUP2	2	5	FEEDCANOPY	WH
------	---	---	------------	----

- 1 FIXTURE **SUP2 SUPERSYSTEM II**
- 2 PROFILE **HP H Pendant | UP U Pendant**
- 3 DESCRIPTION **5**
- 4 FEED **FEEDCANOPY¹**
- 5 COLOR **WH White**

1 Additional canopy colors available, contact factory. Image to left shown in gray scale for clearer detail.

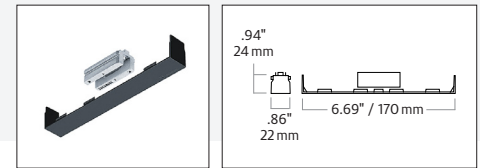


Connector Mechanical: H/U Pendant and U Recessed Track

SUP2	TRACK	MECHANICAL CON	4
------	-------	----------------	---

- 1 FIXTURE **SUP2 SUPERSYSTEM II**
- 2 TRACK **TRACK**
- 3 ELECTRICAL CON **MECHANICAL CON¹**
- 4 COLOR **BK Black | SR Silver² | WH White**

- 1 Note on H-profile: one connector must be ordered for each of the upper and lower sections
- 2 Silver not available for U Recessed Track

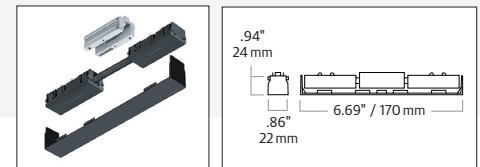


Connector Electrical: H/U Pendant and U Recessed Track

SUP2	TRACK	ELECTRICAL CON	4	48V	6
------	-------	----------------	---	-----	---

- 1 FIXTURE **SUP2 SUPERSYSTEM II**
- 2 TRACK **TRACK**
- 3 ELECTRICAL CON **ELECTRICAL CON**
- 4 TYPE **H¹ H | U U**
- 5 VOLT **48V 48 Volts**
- 6 COLOR **BK Black | SR Silver² | WH White**

- 1 Note on H-profile: one connector must be ordered for each of the upper and lower sections
- 2 Silver not available for U Recessed Track

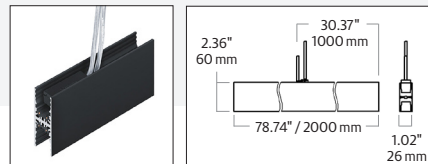


Connector Electrical with Feed: H Pendant

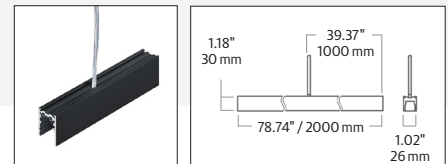
SUP2	TRACK	H	ELEC FEEDCON	48V	6
------	-------	---	--------------	-----	---

- 1 FIXTURE **SUP2 SUPERSYSTEM II**
- 2 TRACK **TRACK**
- 3 PROFILE **H H Pendant | U U Pendant**
- 4 ELECTRICAL FEED **ELEC FEEDCON**
- 5 VOLT **48V 48 Volts**
- 6 COLOR **BK Black | SR Silver | WH White**

H Pendant



U Pendant



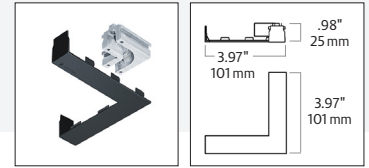


90° Angle Connector Mechanical H/U Pendant Track

SUP2	TRACK	MECHANICAL 90° CON	4
------	-------	--------------------	---

- 1 FIXTURE **SUP2 SUPERSYSTEM II**
- 2 TRACK **TRACK**
- 3 CONNECTOR TYPE **MECHANICAL 90° CON¹**
- 4 COLOR **BK Black | SR Silver | WH White**

1 Note on H-profile: one connector must be ordered for each of the upper and lower sections

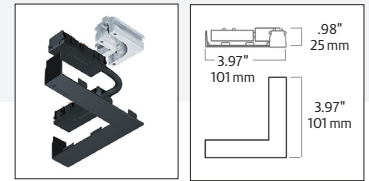


90° Angle Connector Electrical H/U Pendant Track

SUP2	TRACK	ELECTRICAL CON 48V 90°	4
------	-------	------------------------	---

- 1 FIXTURE **SUP2 SUPERSYSTEM II**
- 2 TRACK **TRACK**
- 3 CONNECTOR TYPE **ELECTRICAL CON 48V 90°¹**
- 4 COLOR **BK Black | SR Silver | WH White**

1 Note on H-profile: one connector must be ordered for each of the upper and lower sections

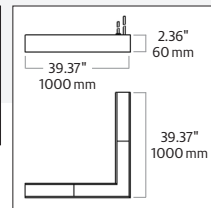


90° Angle Connector with Electric Feed: H/U Pendant Track

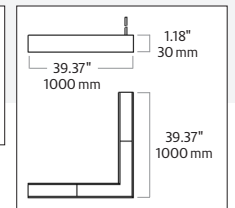

SUP2	2	ELEC FEED CON 48V 90°	4
------	---	-----------------------	---

- 1 FIXTURE **SUP2 SUPERSYSTEM II**
- 2 TRACK **Track H H Pendant | Track U U Pendant**
- 3 CONNECTOR TYPE **ELEC FEED CON 48V 90°**
- 4 COLOR **BK Black | SR Silver | WH White**

H Pendant



U Pendant

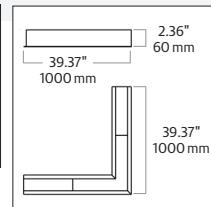



90° Angle Connector Electrical: U Recessed Track

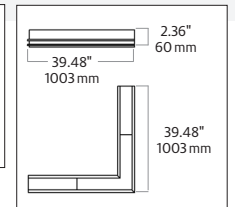
SUP2	2	ELEC FEED CON 48V 90°	4
------	---	-----------------------	---

- 1 FIXTURE **SUP2 SUPERSYSTEM II**
- 2 TRACK **TRACK USF Recessed – Flanged | TRACK UTL Recessed – Trimless**
- 3 CONNECTOR TYPE **ELEC FEED CON 48V 90°**
- 4 COLOR **BK Black | WH White**

Recessed – Flanged



Recessed – Trimless



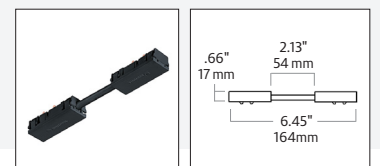
H-Profile Jumper Link

For electrical connection (48V) of lower to upper section of the track H-profile. Consists of jumper link with contact clips.

SUP2	TRACK	ELEC BRIDGE	48V	5
------	-------	-------------	-----	---

- 1 FIXTURE **SUP2 SUPERSYSTEM II**
- 2 TRACK **TRACK**
- 3 ELECTRICAL BRIDGE **ELEC BRIDGE¹**
- 4 VOLT **48V 48 Volts**
- 5 COLOR **BK Black | WH White**

1 Note on H-profile: one jumper link must be ordered for each of the upper and lower sections

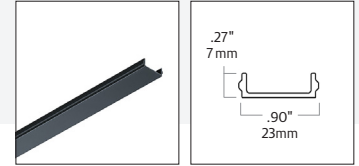




Cover Section: H/U Pendant

SUP2	TRACK	COVER	2M	5
------	-------	-------	----	---

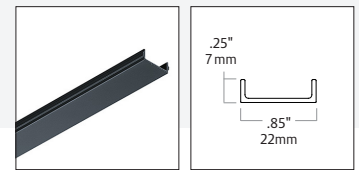
- 1 FIXTURE **SUP2 SUPERSYSTEM II**
- 2 TRACK **TRACK**
- 3 COVER **COVER**
- 4 SIZE **2M 2 Meters**
- 5 COLOR **BK Black | SR Silver | WH White**



Cover Section: U Recessed Track

SUP2	TRACK	COVER	2M	SF/TL	6
------	-------	-------	----	-------	---

- 1 FIXTURE **SUP2 SUPERSYSTEM II**
- 2 TRACK **TRACK**
- 3 COVER **COVER**
- 4 SIZE **2M 2 Meters**
- 5 TYPE **SF/TL U Recessed Mount**
- 6 COLOR **BK Black | SR Silver | WH White**

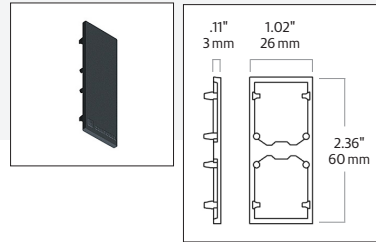


End Cap: H/U Pendant Track

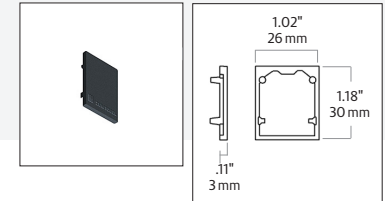
SUP2	TRACK	U	END PLATE	5
------	-------	---	-----------	---

- 1 FIXTURE **SUP2 SUPERSYSTEM II**
- 2 TRACK **TRACK**
- 3 TRACK TYPE **H H Pendant | U U Pendant**
- 4 END PLATE **END PLATE**
- 5 COLOR **BK Black | SR Silver | WH White**

H Pendant



U Pendant

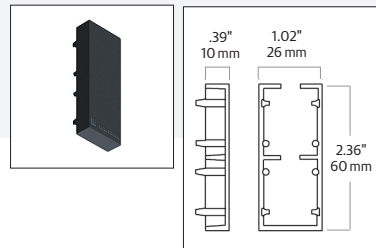


End Cap (Electrical Feed): H/U Pendant Track

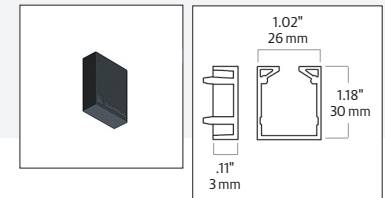
SUP2	TRACK	3	END PLATE	ELEC	6
------	-------	---	-----------	------	---

- 1 FIXTURE **SUP2 SUPERSYSTEM II**
- 2 TRACK **TRACK**
- 3 TRACK TYPE **H H Pendant | U U Pendant**
- 4 END PLATE **END PLATE**
- 5 ELECTRIC **ELEC**
- 6 COLOR **BK Black | SR Silver | WH White**

H Pendant



U Pendant



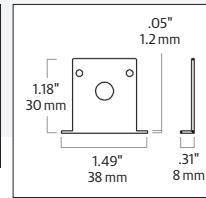
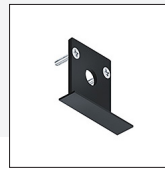


End Cap (Electrical Feed): U Recessed Track

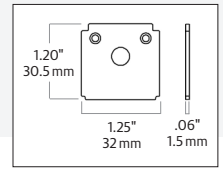
SUP2	TRACK	3	END PLATE	ELEC	6
1	FIXTURE	SUP2 SUPERSYSTEM II			
2	TRACK	TRACK			
3	TRACK TYPE	U U Recessed			
4	TRIM	SF Flanged TL Trimless			
5	END PLATE	END PLATE			
6	COLOR	BK Black SR Silver WH White			

* Cover plate for the low voltage recessed track with external power supply (48V); screw-fitted

SF Flanged



TL Trimless



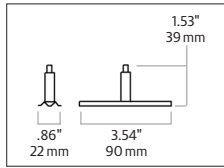
Profile Steel Cord Suspension: H/U Pendant and U Recessed Track

SUP2	TRACK	3	4
------	-------	---	---

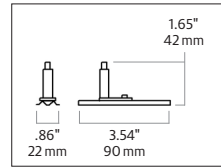
1	FIXTURE	SUP2 SUPERSYSTEM II		
2	TRACK	TRACK		
3	TRACK TYPE	H H U U		
4	TYPE	SUSPENSION KIT ECCENTRIC FIXTURE BAL SUSPENSION KIT 90° CNR¹		

¹ Only available for H Track

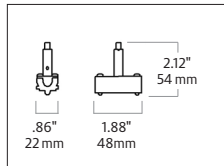
Suspension Kit – U Pendant Track



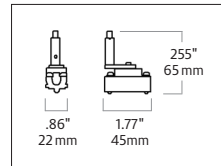
Eccentric Fixture Balance – U Pendant Track



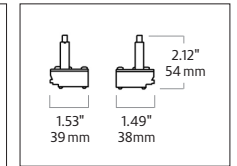

Suspension Kit – H Pendant Track



Eccentric Fixture Balance – H Pendant Track



Suspension Kit 90° Corner – H Pendant Track

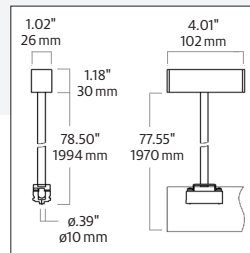


Pendant Tube Kit Suspension

SUP2	TRACK	3	SUSPENSION TUBE KIT	5
------	-------	---	---------------------	---

1	FIXTURE	SUP2 SUPERSYSTEM II		
2	TRACK	TRACK		
3	TRACK TYPE	H H U U		
4	TYPE	SUSPENSION TUBE KIT		
5	COLOR	BK Black SR Silver WH White		

Suspension Kit – H Pendant Track



Suspension Kit – U Pendant Track

